

Weighting arms for roving frames



Precision components for spinning machines

Quality • Reliability • Innovation

Weighting arms for roving frames

TeraSpin weighting arms are characterised by **their robust design and corrosion resistant finish**. These weighting arms are built to **last the lifetime of the roving frame**. The loading springs used on TeraSpin weighting arms are pre-calibrated for specified loads and last the product's lifetime. **Each weighting arm exerts the same load on top rollers** irrespective of how long they are in use or at what position in the machine it is fastened.

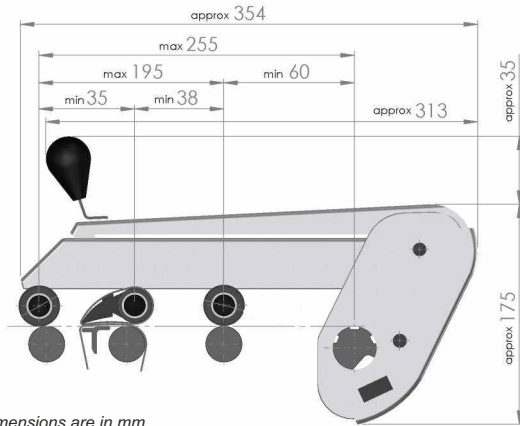
Features

- Reliable loading through leveraged force of helical coil springs
- Available in 3-roller and 4-roller drafting configurations
- Choice of load selection on each top roller
- New ergonomics design of knob

Benefits

- Consistent quality of yarn
- No height gauge setting required after cot buffing within the specified range of cot diametres
- No pressure loss or pressure variations
- Suitable for a wide variety of fibres and yarn counts
- Virtually maintenance-free
- Long service life

Weighting arm PK 1500-0962604 YB & PK 1500-0962604 SB



Note: All dimensions are in mm

Combination of cradle and top rollers

Cradles	Fibre length (mm)	Bottom roller \varnothing (mm) #	Top cot \varnothing (mm) **	Recommended top apron size (mm)@
OH P 110	Up to 44 max.	27 - 30	28/25*/28	37 X 40 X 0.9 [□]
OH 514-1275261	Up to 44 max.	27 - 30	28/25*/28	37 X 40 X 0.9 [□]
OH 534-1275268	45 - 54	30 - 32	35/33*/35	48 X 40 X 0.9 [□]
OH 534-000110	45 - 54	30 - 32	35/33*/35	48 X 40 X 0.9 [□]
OH 524-000110	55 - 60	30 - 32	35/33*/35	57.2 X 40 X 0.9 [□]

Roller position	Weighting element	Top roller load in daN		
		Black	Green	Red
Front	ME 5	20	25	30
Middle (with apron)	XM 5-1	10	15	20
Rear	RG 5	15	20	25

Top roller at front and back position	Apron top roller
LP 315-000110	LP 317-000110

Dia. of bottom rollers depends on machine manufacturers

** Top roller cot dia. indicates the dia. of newly mounted cots and they are not in the scope of supply

@ Aprons are not in the scope of supply

* It is recommended to keep the cot diameter on the lower side (up to 0.3 mm less) to allow free rotation of aprons

□ One can use aprons of different thicknesses

Application/s

Machine/s : Roving frame with 3-roller-double apron drafting system

Process/s : Spinning

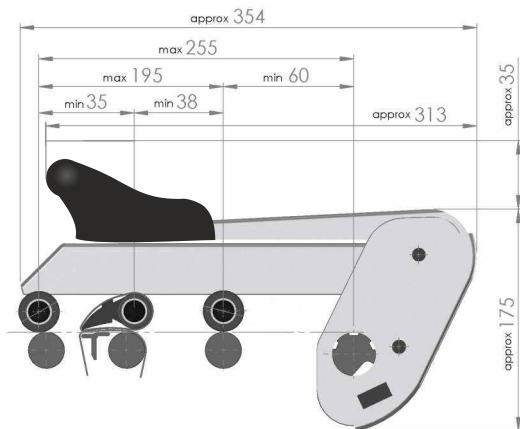
Raw material/s : Cotton, man-made fibres and their blends

Variables

PK 1500-0962604 YB : Yellow passivation, black knob

PK 1500-0962604 SB : Silver passivation, black knob

Weighting arm PK 15000962604 SR



Note: All dimensions are in mm

Combination of cradle and top rollers

Cradles	Fibre length (mm)	Bottom roller \varnothing (mm) #	Top cot \varnothing (mm) **	Recommended top apron size (mm)@
OH P 110	Up to 44 max.	27 - 30	28/25*/28	37 X 40 X 0.9 [□]
OH 514-1275261	Up to 44 max.	27 - 30	28/25*/28	37 X 40 X 0.9 [□]
OH 534-1275268	45 - 54	30 - 32	35/33*/35	48 X 40 X 0.9 [□]
OH 534-000110	45 - 54	30 - 32	35/33*/35	48 X 40 X 0.9 [□]
OH 524-000110	55 - 60	30 - 32	35/33*/35	57.2 X 40 X 0.9 [□]

Roller position	Weighting element	Top roller load in daN		
		Black	Green	Red
Front	ME 5	20	25	30
Middle (with apron)	XM 5-1	10	15	20
Rear	RG 5	15	20	25

Top roller at front and back position	Apron top roller
LP 315-000110	LP 317-000110

Dia. of bottom rollers depends on machine manufacturers

** Top roller cot dia. indicates the dia. of newly mounted cots and they are not in the scope of supply

@ Aprons are not in the scope of supply

* It is recommended to keep the cot diameter on the lower side (up to 0.3 mm less) to allow free rotation of aprons

□ One can use aprons of different thicknesses

Application/s

Machine/s : Roving frame with 3-roller-double apron drafting system

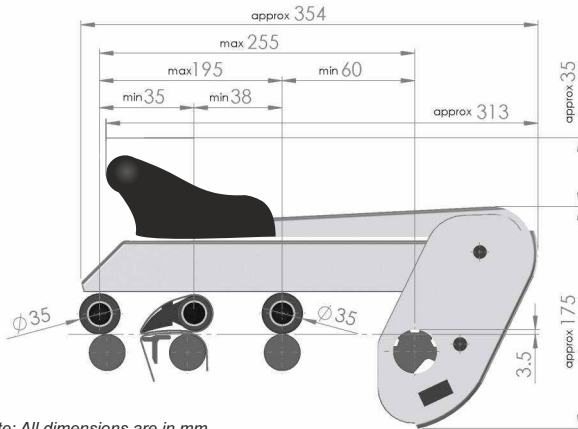
Process/s : Spinning

Raw material/s : Cotton, man-made fibres and their blends

Variables

PK 1500-0962604 SR : Silver passivation, red knob

Weighting arm PK 1500-0962602 SR



Note: All dimensions are in mm

Combination of cradle and top rollers

Cradles	Fibre length (mm)	Bottom roller ø (mm) #	Top cot ø (mm) **	Recommended top apron size (mm)@
OH P 110	Up to 44 max.	30	35/25*/35	37 X 40 X 0.9 [□]
OH 514-1275261	Up to 44 max.	30	35/25*/35	37 X 40 X 0.9 [□]
OH 534-1275268	45 - 54	30 - 32	35/25*/35	43.5 X 40 X 0.9 [□]
OH 534-000110	45 - 54	30 - 32	35/25*/35	43.5 X 40 X 0.9 [□]
OH 524-000110	55 - 60	30 - 32	35/25*/35	52.7 X 40 X 0.9 [□]

Roller position	Weighting element	Top roller load in daN		
		Black	Green	Red
Front	ME 5	20	25	30
Middle (with apron)	XM 5-1	10	15	20
Rear	RG 5	15	20	25

Top roller at front and back position	Apron top roller
LP 315-000110	LP 317-000110

Dia. of bottom rollers depends on machine manufacturers

** Top roller cot dia. indicates the dia. of newly mounted cots and they are not in the scope of supply

@ Aprons are not in the scope of supply

* It is recommended to keep the cot diameter on the lower side (up to 0.3 mm less) to allow free rotation of aprons

□ One can use aprons of different thicknesses

Application/s

Machine/s : Roving frame with 3-roller-double apron drafting system

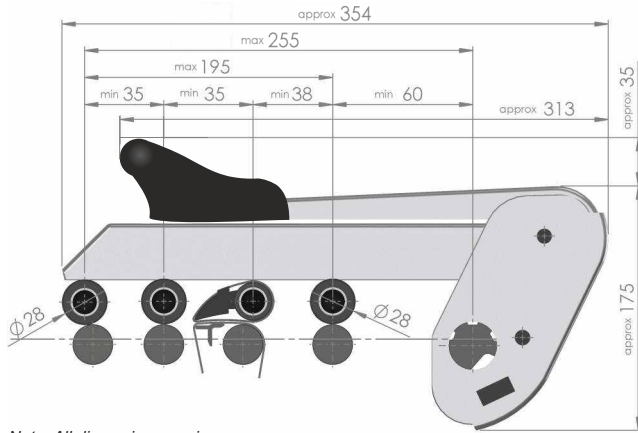
Process/s : Spinning

Raw material/s : Cotton, man-made fibres and their blends

Variables

PK 1500-0962602 SR : Silver passivation, red knob

Weighting arm PK 1500-0001938 SR



Note: All dimensions are in mm

Combination of cradle and top rollers

Cradles	Fibre length (mm)	Bottom roller ϕ (mm) #	Top cot ϕ (mm) **	Recommended top apron size (mm)@
OH P 110	Up to 44 max.	27 - 30	28/28/25*/28	37 X 40 X 0.9 [□]
OH 514-1275261	Up to 44 max.	27 - 30	28/28/25*/28	37 X 40 X 0.9 [□]

Roller position	Weighting element	Top roller load in daN		
		Black	Green	Red
Front	XR 5	9	12	15
2 nd	RG 5	15	20	25
3 rd (with apron)	XM 5-1	10	15	20
Rear	XM 5	10	15	20

Top roller at front, 2 nd and back position	Apron top roller
LP 315-000110	LP 317-000110

Dia. of bottom rollers depends on machine manufacturers

** Top roller cot dia. indicates the dia. of newly mounted cots and they are not in the scope of supply

@ Aprons are not in the scope of supply

* It is recommended to keep the cot diameter on the lower side (up to 0.3 mm less) to allow free rotation of aprons

□ One can use aprons of different thicknesses

Application/s

Machine/s : Roving frame with 4-roller-double apron drafting system

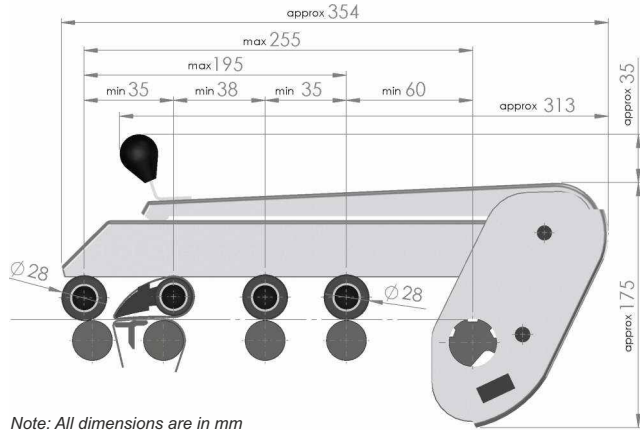
Process/s : Spinning

Raw material/s : Cotton, man-made fibres and their blends

Variables

PK 1500-0001938 SR : Silver passivation, red knob

Weighting arm PK 1500-0001940 YB & PK 1500-0001940 SB



Note: All dimensions are in mm

Combination of cradle and top rollers

Cradles	Fibre length (mm)	Bottom roller \varnothing (mm) #	Top cot \varnothing (mm) **	Recommended top apron size (mm)@
OH P 110	Up to 44 max.	27 - 30	28/25*/28/28	37 X 40 X 0.9 [#]
OH 514-1275261	Up to 44 max.	27 - 30	28/25*/28/28	37 X 40 X 0.9 [#]

Roller position	Weighting element	Top roller load in daN		
		Black	Green	Red
Front	ME 5	20	25	30
2 nd (with apron)	XM 5-1	10	15	20
3 rd	RG 5	15	20	25
Rear	RG 5	15	20	25

Top roller at front, 3 rd and back position	Apron top roller
LP 315-000110	LP 317-000110

Dia. of bottom rollers depends on machine manufacturers

** Top roller cot dia. indicates the dia. of newly mounted cots and they are not in the scope of supply

@ Aprons are not in the scope of supply

* It is recommended to keep the cot diameter on the lower side (up to 0.3 mm less) to allow free rotation of aprons

▣ One can use aprons of different thicknesses

Application/s

Machine/s : Roving frame with 4-roller-double apron drafting system

Process/s : Spinning

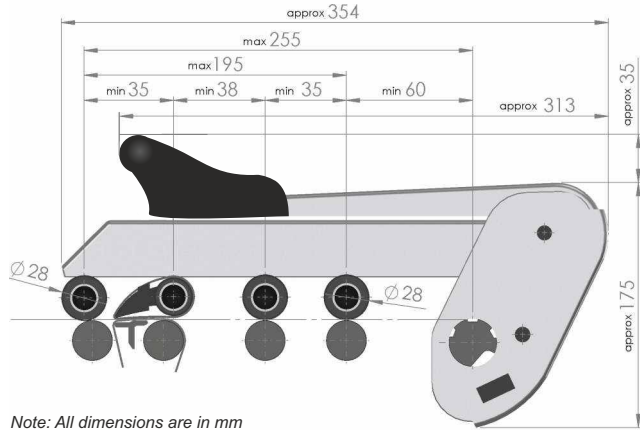
Raw material/s : Cotton, man-made fibres and their blends

Variables

PK 1500-0001940 YB : Yellow passivation, black knob

PK 1500-0001940 SB : Silver passivation, black knob

Weighting arm PK 1500-0001940 SR



Note: All dimensions are in mm

Combination of cradle and top rollers

Cradles	Fibre length (mm)	Bottom roller ø (mm) #	Top cot ø (mm) **	Recommended top apron size (mm)@
OH P 110	Up to 44 max.	27 - 30	28/25*/28/28	37 X 40 X 0.9 [†]
OH 514-1275261	Up to 44 max.	27 - 30	28/25*/28/28	37 X 40 X 0.9 [†]

Roller position	Weighting element	Top roller load in daN		
		Black	Green	Red
Front	ME 5	20	25	30
2 nd (with apron)	XM 5-1	10	15	20
3 rd	RG 5	15	20	25
Rear	RG 5	15	20	25

Top roller at front, 3 rd and back position	Apron top roller
LP 315-000110	LP 317-000110

Dia. of bottom rollers depends on machine manufacturers

** Top roller cot dia. indicates the dia. of newly mounted cots and they are not in the scope of supply

@ Aprons are not in the scope of supply

* It is recommended to keep the cot diameter on the lower side (up to 0.3 mm less) to allow free rotation of aprons

† One can use aprons of different thicknesses

Application/s

Machine/s : Roving frame with 4-roller-double apron drafting system

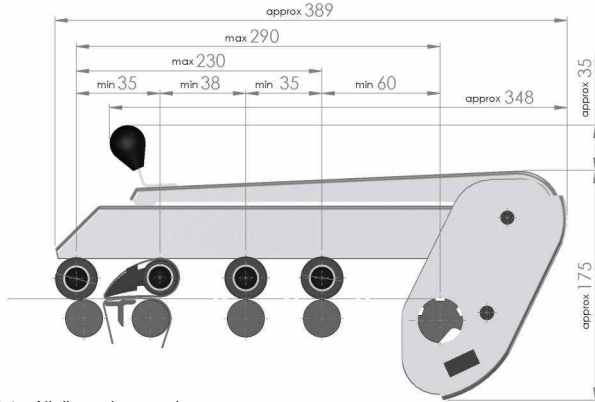
Process/s : Spinning

Raw material/s : Cotton, man-made fibres and their blends

Variables

PK 1500-0001940 SR : Silver passivation, red knob

Weighting arm PK 1600-40 YB & PK 1600-40 SB



Note: All dimensions are in mm

Combination of cradle and top rollers

Cradles	Fibre length (mm)	Bottom roller ø (mm) #	Top cot ø (mm) **	Recommended top apron size (mm)@
OH P 110	Up to 44 max.	27 - 32	28/25*/28/28	37 X 40 X 0.9 [□]
OH 514-1275261	Up to 44 max.	27 - 32	28/25*/28/28	37 X 40 X 0.9 [□]
OH 534-1275268	45 - 54	27 - 32	35/33*/35/35	48 X 40 X 0.9 [□]
OH 534-000110	45 - 54	27 - 32	35/33*/35/35	48 X 40 X 0.9 [□]
OH 524-000110	55 - 60	27 - 32	35/33*/35/35	57.2 X 40 X 0.9 [□]

Roller position	Weighting element	Top roller load in daN		
		Black	Green	Red
Front	ME 5	20	25	30
2 nd (with apron)	XM 5-1	10	15	20
3 rd	XM 5	10	15	20
Rear	XM 5	10	15	20

Top roller at front, 3 rd and back position	Apron top roller
LP 315-000110	LP 317-000110

Dia. of bottom rollers depends on machine manufacturers

** Top roller cot dia. indicates the dia. of newly mounted cots and they are not in the scope of supply

@ Aprons are not in the scope of supply

* It is recommended to keep the cot diameter on the lower side (up to 0.3 mm less) to allow free rotation of aprons

□ One can use aprons of different thicknesses

Application/s

Machine/s : Roving frame with 4-roller-double apron drafting system

Process/s : Spinning

Raw material/s : Cotton, man-made fibres and their blends

Variables

PK 1600-40 YB : Yellow passivation, black knob

PK 1600-40 SB : Silver passivation, black knob



A.T.E. ENTERPRISES PRIVATE LIMITED

(Business Unit: TeraSpin)

Survey no. 251, Sarkhej Bavla Highway (N.H. no. 8A), Village: Sari

Taluka: Sanand, Ahmedabad 382 220, Gujarat, India

T: +91-2717-699061 E: sales@teraspin.com W: www.ategroup.com/teraspin

CIN: U51503MH2001PTC132921

